

ADVANCING THE PUBLIC GOOD THROUGH HOUSING

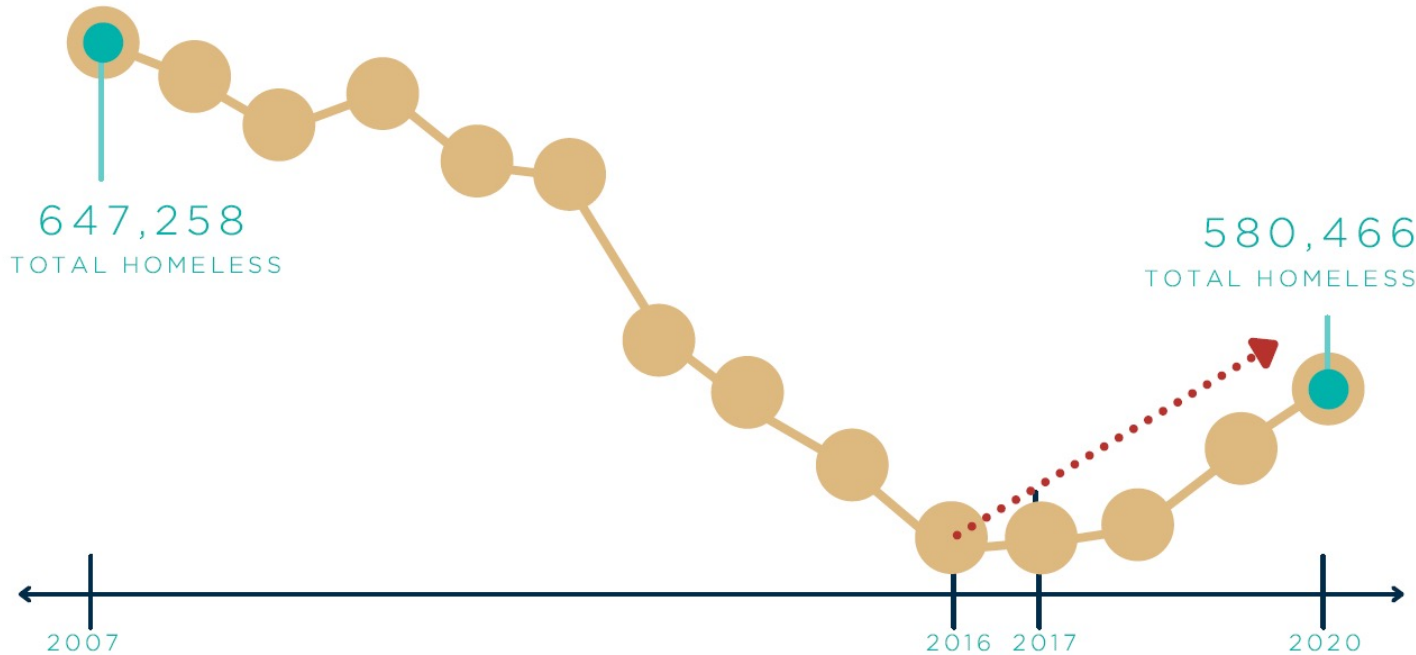
APRIL 26, 2022

COUNSEL
TIMOTHY MARX
P/ 612.604.6551
E/ tmarx@winthrop.com

DOROTHY DAY CENTER, SAINT PAUL, CIRCA 2012



USA HOMELESSNESS SUMMARY 2020



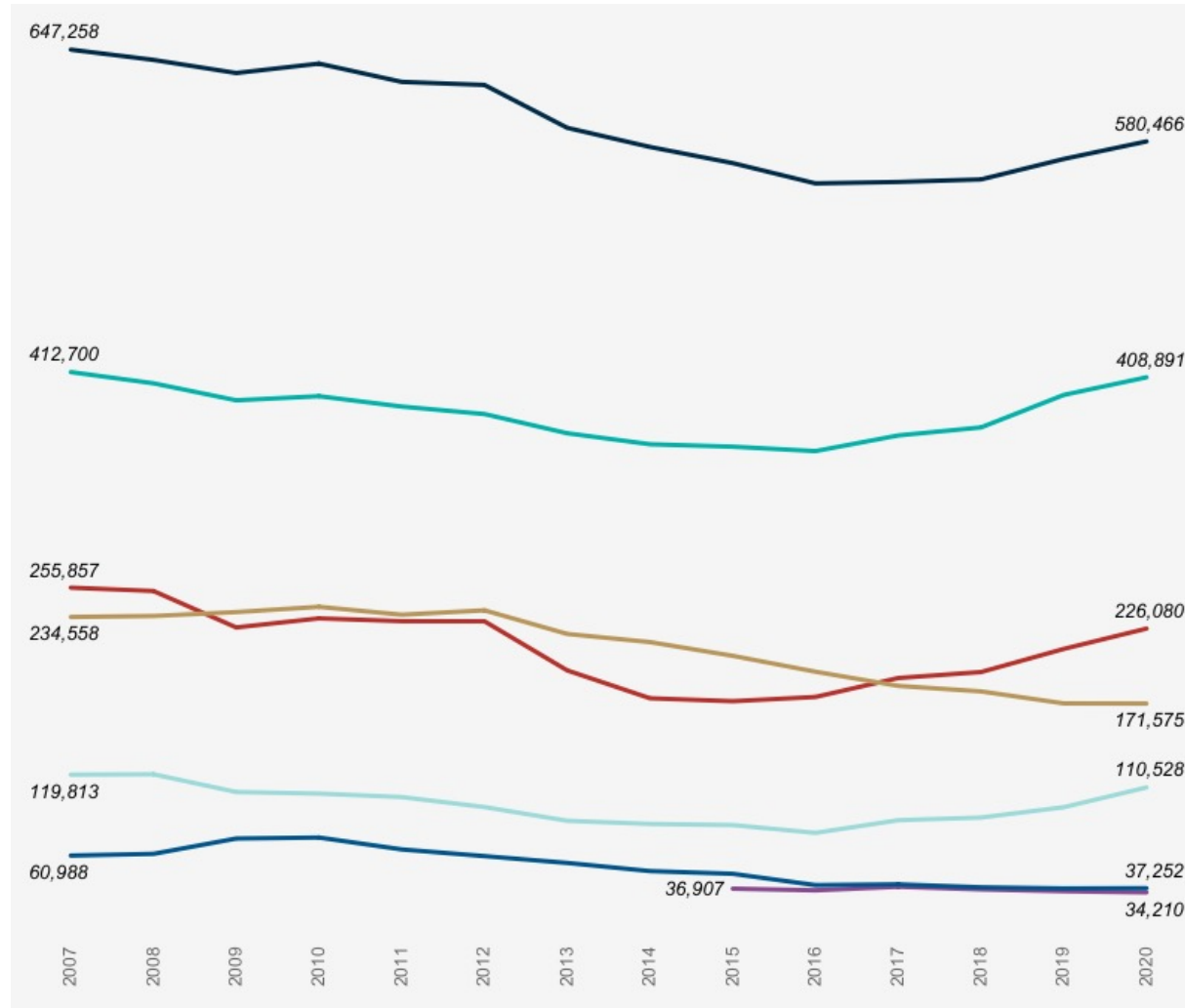
- > Overall homelessness in 2020 was only **10%** lower than it was in 2007
- > Individual homelessness in 2020 was only **1%** lower than it was in 2007
- > The unsheltered population has risen **30%** since 2015, nearly erasing a decade of work
- > **209,000** individuals (not living in families with children) were unsheltered in 2020. This is a record high number.

Source: National Alliance to End Homelessness

USA HOMELESSNESS TRENDS

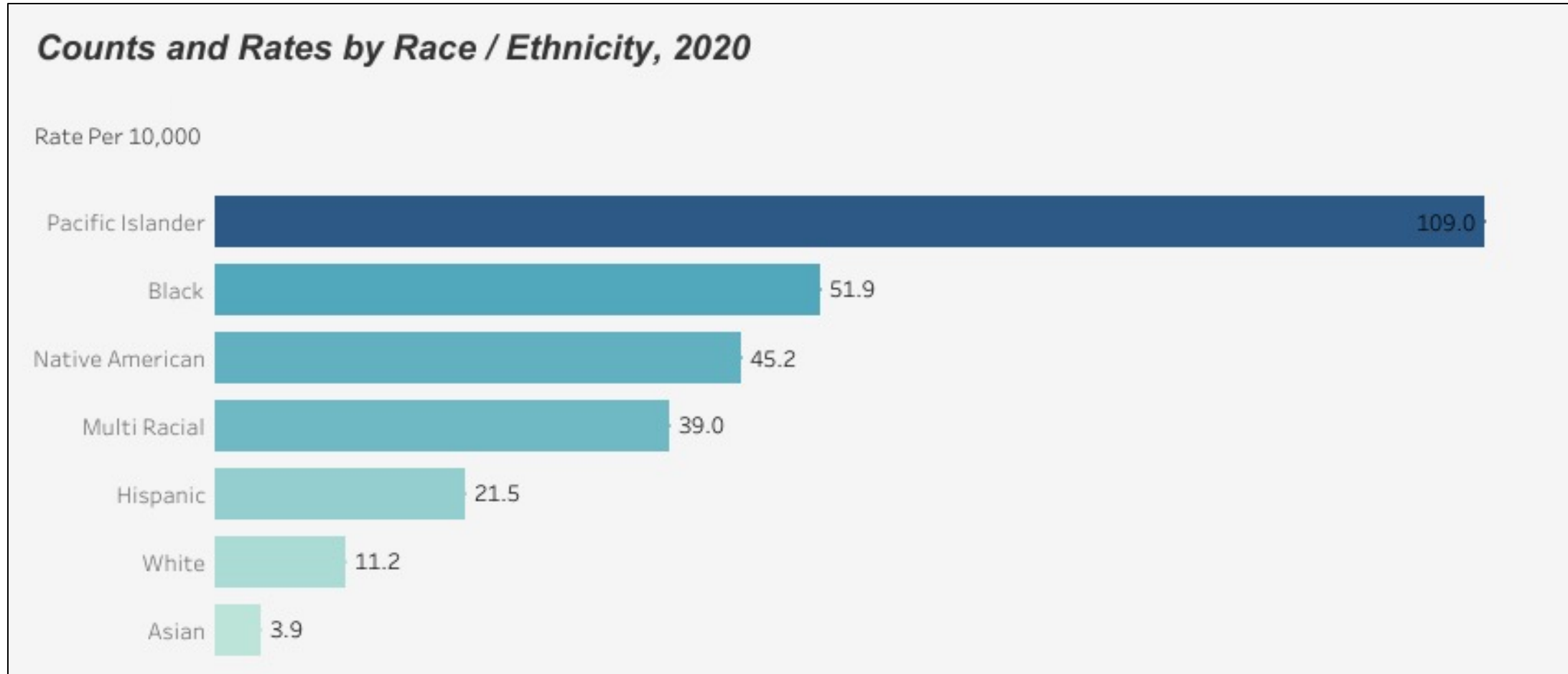
National Trends by Subpopulation, 2007-2020

- Overall Homeless
- Chronically Homeless Individuals
- Individuals
- People in Families
- Veterans
- Unsheltered
- Youth



Source: National Alliance to End Homelessness

USA HOMELESSNESS TRENDS BY RACE/ETHNICITY



Source: National Alliance to End Homelessness

STATE-BY-STATE HOMELESSNESS

Rank	State	Total Homeless Population	Rate per 10,000
1	California	161,548	40.9%
2	New York	91,271	46.9%
3	Florida	27,487	12.8%
4	Texas	27,229	9.4%
5	Washington	22,923	30.1%
6	Massachusetts	17,975	26.1%
7	Oregon	14,655	34.7%
8	Pennsylvania	13,375	10.4%
9	Arizona	10,979	15.1%
10	Ohio	10,655	9.1%
17	Minnesota	7,940	14.1%
53/52	U.S. Virgin Islands/North Dakota	304/541	28.6%/7.1%

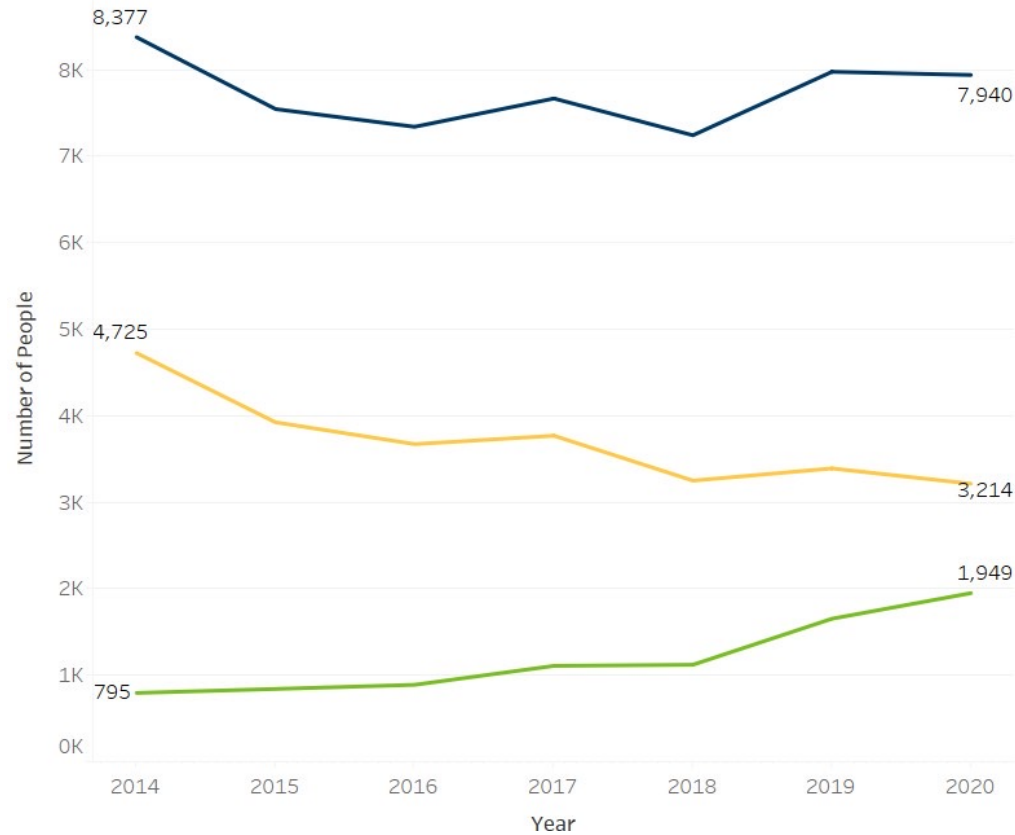
Source: National Alliance to End Homelessness

MINNESOTA HOMELESSNESS TRENDS 2014-2020

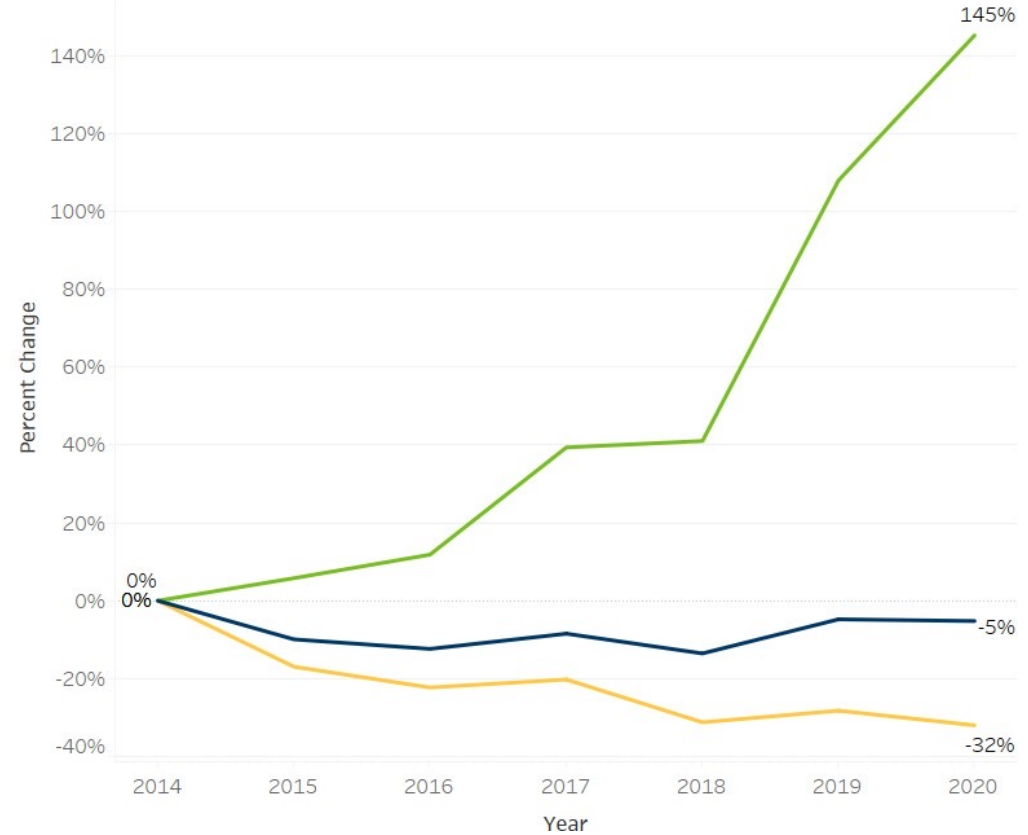
People Experiencing Homelessness, Point-in-Time Count 2014 to 2020

Total | Unsheltered | People in Families

Number of People



Relative Change Since 2014

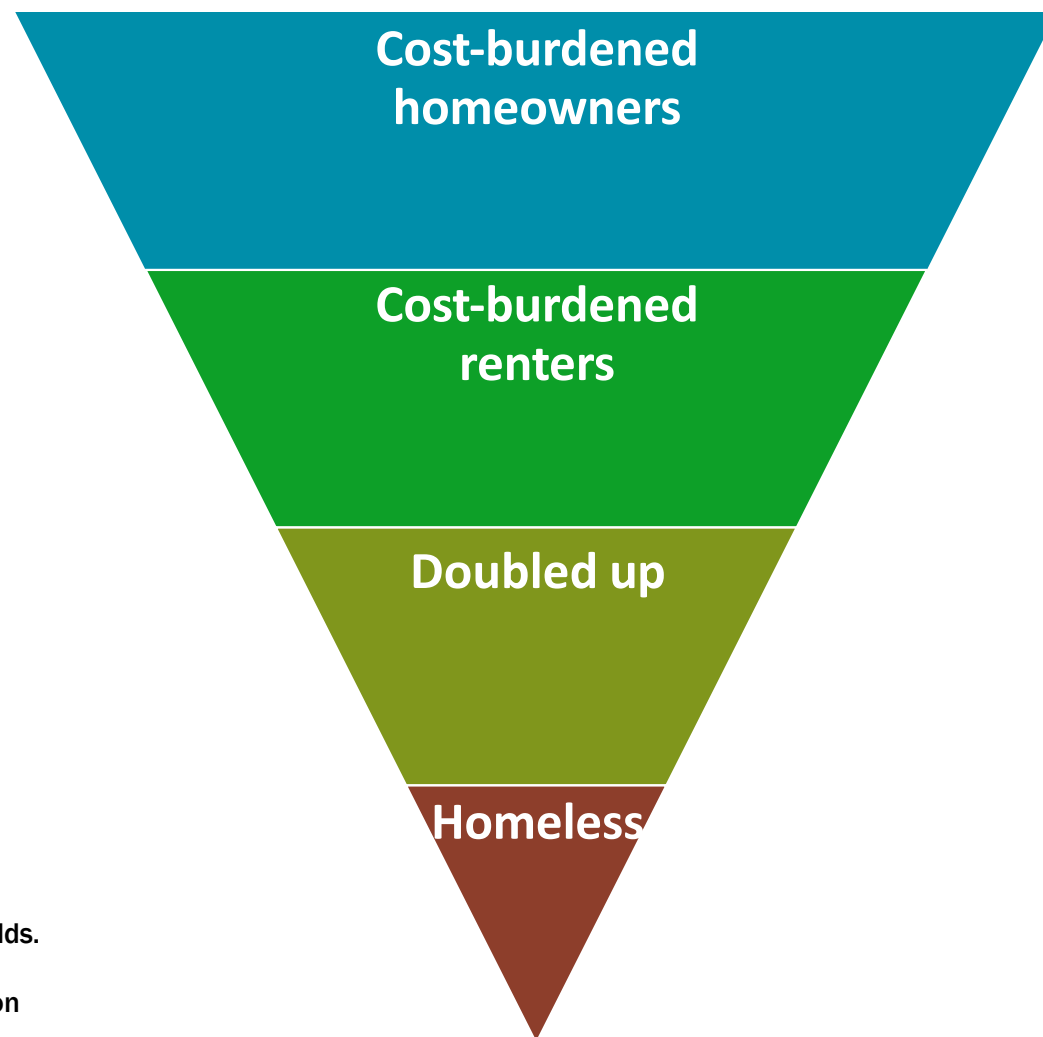


THE HOUSING AND HOMELESSNESS CRISIS WORSENS



CONTINUUM OF HOUSING NEEDS

Population	Estimate
Cost-burdened homeowners paying more than 30% of income toward housing	285,508 owner households
Cost-burdened renters paying more than 30% of income toward housing	268,764 renter households
Doubled up or lacking a fixed, regular or adequate place to live	231,081 people live in overcrowded households*
Sheltered and unsheltered homeless living in emergency shelters, transitional housing with time limits, outdoors, or places not meant for habitation	Estimated 7,940 people in 2020 Point-in-Time count



- Sources:
- American Community Survey for cost-burdened households.
 - Minnesota Housing tabulation of 5-year 2019 ACS microdata for overcrowded households. Overcrowding defined as more than two people per bedroom.
 - HUD Point in Time data for people in shelter or place not meant for human habitation on a single night in January.

SOLUTIONS AND STRATEGIES

Strategies	Cost-burdened home-ownership	Cost-burdened renters	Doubled up	Sheltered and unsheltered homeless
Loan forgiveness/deferment	✓			
Homelessness prevention	✓	✓	✓	
Affordable housing preservation and development	✓	✓	✓	✓
Targeted financial assistance	✓	✓	✓	✓
Housing-focused supports	✓	✓	✓	✓
Public Housing investments		✓	✓	✓
Rental assistance		✓	✓	✓
Shelter investments			✓	✓

LARGEST PUBLIC/PRIVATE PARTNERSHIP IN HOUSING AND SOCIAL SERVICES IN MINNESOTA HISTORY



DIGNIFIED SHELTER, PERMANENT HOMES AND PATHWAYS OUT OF POVERTY

THANK YOU.

QUESTIONS & DISCUSSION

COUNSEL

TIMOTHY MARX

P/ 612.604.6551

E/ tmarx@winthrop.com